

FY 25 CHINATOWN BID REPORT



FINANCE REPORTS



CHINATOWN DISTRICT MANAGEMENT ASSOCIATION, INC.

STATEMENTS OF FINANCIAL POSITION JUNE 30, 2025 AND 2024

	FY 2025	FY 2024
ASSETS		
Cash and cash equivalents	1,236,297	1,512,030
Certificates of deposit	521,960	260,362
Program Revenue and Other Receivables	2,500	-
Government grants receivable	16,500	38,500
Due from affiliate	12,344	-
Prepaid expenses	7,513	13,786
Property and equipment, net	6,780	9,772
Security deposits	14,090	17,090
Total assets	1,817,984	1,851,540
LIABILITIES AND NET ASSETS		
Accounts payable and accrued expenses	108,844	124,096
Due to affiliate	178,863	75,466
Deferred revenue	10,600	5,000
Total liabilities	298,307	204,562
Commitments and contingencies (see notes)		
Net Assets:		
Without donor restrictions	1,517,177	1,644,478
With donor restrictions	2,500	2,500
Total net assets	1,519,677	1,646,978
Total liabilities and net assets	1,817,984	1,851,540

STATEMENTS OF ACTIVITIES YEARS ENDED JUNE 30, 2025 AND 2024

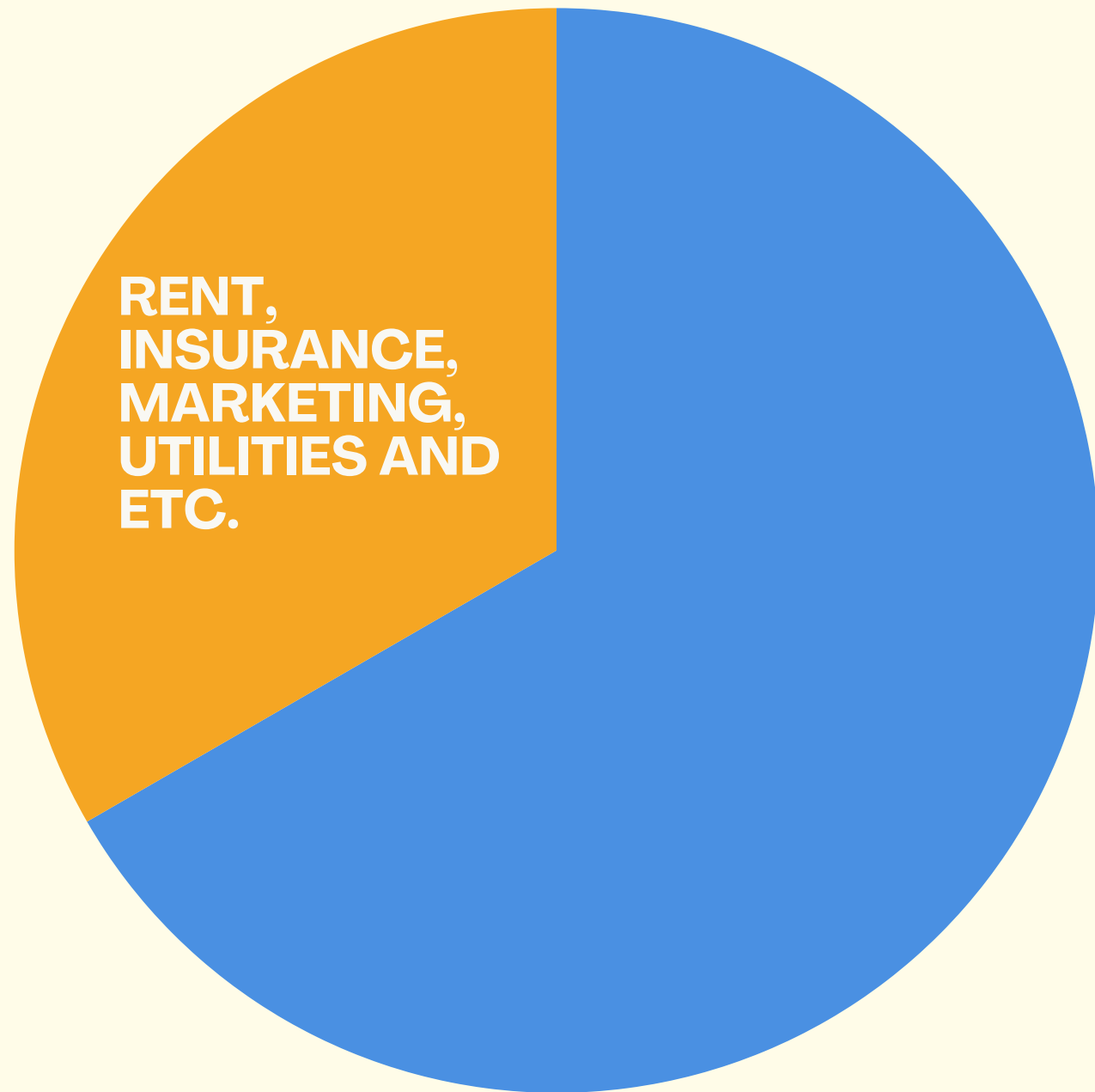
	FY 2025	FY 2024
Support and Revenues:		
Assessment revenue	1,800,000	1,800,000
Contributions	37,682	7,900
Government grants	40,500	113,000
Program service revenue	22,350	7,500
Interest income	52,630	70,504
Other income	-	-
Total support and revenues	1,953,162	1,998,904
Expenses:		
Program Expenses:		
Sanitation	1,355,886	1,406,588
Marketing and promotion	525,623	625,934
Total program expenses	1,881,509	2,032,522
Supporting Services:		
Management and general	180,017	195,677
Fundraising	18,937	7,839
Total expenses	2,080,463	2,236,038
Increase/(Decrease) in net assets	(127,301)	(237,134)
Net assets, beginning of year	1,646,978	1,884,112
Net assets, end of year	1,519,677	1,646,978

FY2025 Budget Projections	
	FY 2026
<u>Support and Revenues:</u>	
Assessment revenue	1,800,000
Fundraising, Private Grants, and Special Events	17,500
Contributions	10,000
Government grants	50,000
Program service revenue	20,000
Interest income / Other	20,000
Total support and revenues	1,917,500
<u>Expenses:</u>	
Program Expenses:	
Sanitation	1,288,783
Marketing and promotion	499,610
Total program expenses	1,788,392
<u>Supporting Services:</u>	
Management and general	171,108
Fundraising	18,000
Total expenses	1,977,500
Increase/(Decrease) in net assets	(60,000)
Net assets, beginning of year	1,519,677
Net assets, end of year	1,459,677




TOTAL BUDGET

● 2/3 Supplemental Cleaning Services

● 1/3 Everything Else



2/3





REPORT BY STREETPLUS



STREETPLUS

Clean + Safe + Friendly



CHINATOWN B.I.D.
BUSINESS IMPROVEMENT DISTRICT
華埠商業改進區

Chinatown BID Presentation

January 22, 2026





David Goldberg

Co-Chief Executive Officer

Since 2013, Streetplus has proudly partnered with the Chinatown Business Improvement District (BID) to provide supplemental sanitation and maintenance services. Together, we have worked tirelessly to maintain a clean, vibrant, and welcoming community for residents, businesses, and visitors alike.

Our dedicated team of Clean Ambassadors provides daily services to ensure the Chinatown BID remains an inviting and well-maintained area. Specifically, our services include:

- Litter Removal from sidewalks and open areas.
- Trash Receptacle and Big Belly emptying, relining, and bagging.
- Graffiti and Illegal Paper Removal from street furniture and building facades.
- Pressure Washing of sidewalks and street furniture.
- Event Support for BID-organized activities, such as preparation and cleanup.



- Streetplus has played a pivotal role in creating an environment that is aesthetically pleasing, accessible, and safe.
- Keeping streets clean and graffiti-free, thereby improving the district's overall appearance and attractiveness.
- Responding proactively to weather-related challenges, including snow removal and post-storm debris cleanup.
- Supporting local businesses by fostering a clean and secure environment that encourages foot traffic.
- Partnering with the BID on major events.
- Assisting with initiatives like the installation of decorative elements and greenery, contributing to the district's charm and appeal.
- Addressing urgent cleaning challenges with flexibility and responsiveness, meeting the evolving needs of the Chinatown BID.
- Containerization - we will need to containerize or haul our bags to comply with the new rules.



- We recognize that our services represent a significant portion of the BID's budget, and we hope the following accomplishments underscore the value of your investment in Streetplus.
- Services are provided 7 days a week, from 8:00 AM to 5:00 PM. Our team consists of 13 Clean Ambassadors Monday through Friday, and 10 Ambassadors on weekends.

For the latest fiscal year period from July 1, 2024 through June 30, 2025, our impact is reflected in the following achievements:

- **41,117 hours of service provided by our team (30,000 service hours are projected for FY2026, reflecting the decrease in your budget)**
- **107,688 trash bags collected, equating to 1,386 tons of waste removed**
- **29,370 graffiti, sticker and poster removals**
- **5,468 pressure washing locations completed**
- **26,603 street furniture cleanings performed**
- **81 special maintenance services completed**





We take immense pride in the role we have played in enhancing the Chinatown BID and its community.

Looking ahead, we are dedicated to continuing to deliver exceptional service, adopting innovative solutions for sustainable cleaning practices, and strengthening our partnership with the BID.



FY2025

FY2025

FY2025

FY2025

FY2025

SANITATION METRICS



TRASH BAG USED
107,688

DELIVERED SERVICE HOURS

41,117

GRAFFITI, STICKERS
AND POSTERS
REMOVED

29,370



PRESSURE WASHING
LOCATIONS
COMPLETED

5,468

MARKETING METRICS



TOTAL # OF ATTENDEES

697,473



TOTAL # OF FOLLOWERS ONLINE

27,909



TOTAL # OF GIVEAWAYS

3,350



TOTAL # OF EVENTS

108